

## Batch PDF Summary

### SUBJECTS

Mathematics  
Reading  
Language Usage  
Science

### PAGES

Family Report

### STUDENTS

Grade10 (1 student)  
Do not include students and subjects without test events\*

Fineman, Keith (Sky)



**What is this report?** A summary of how your child is performing academically, as measured by the most recent MAP Growth test.

**What is MAP Growth?** A test that adapts to your child's responses in real time to measure your child's skill level.

**Why is my child taking MAP Growth?** MAP Growth scores help teachers check student performance by measuring Achievement and Growth. Teachers use results to tailor classroom lessons and to set goals for students.

**What do Achievement and Growth mean?**

**Achievement**—How well your child has learned skills in a subject compared to similar students nationwide.\*

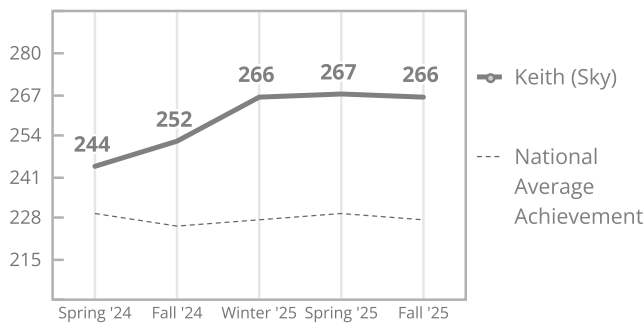
**Growth**—A measure of your child's personal progress over the year.

**What is a RIT score?** The overall score for a subject based on a Rasch unit (RIT) scale that indicates how your child performed in a subject.

\*Similar students — kids with same starting RIT score, same number of weeks of instruction, and in the same grade

**Mathematics**

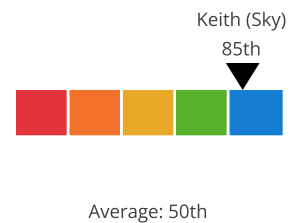
**High Achievement 98th Percentile**



Keith (Sky)'s overall score (RIT score) was a 266 on a range of 100-350. Your child is in the 98th percentile, which means they scored better than 98% of their peers.

**High Growth 85th Percentile**

Your child's growth from Fall 2024 to Fall 2025 is in the 85th percentile, which means they made more progress than 85% of their peers.

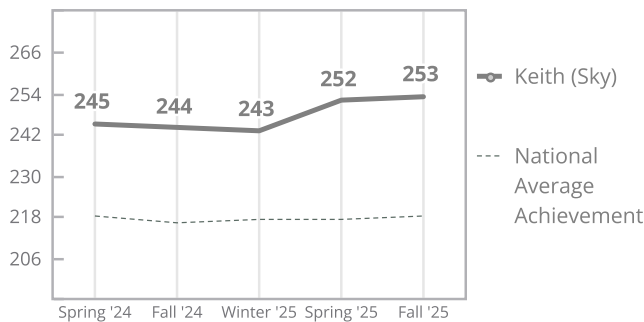


Keith (Sky) is likely to be:

- *On Track 24* on the ACT College Readiness (if taken in Spring 2026)

**Reading**

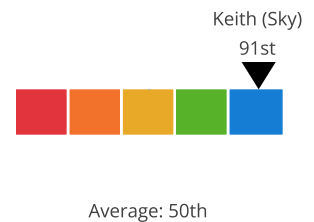
**High Achievement 98th Percentile**



Keith (Sky)'s overall score (RIT score) was a 253 on a range of 100-320. Your child is in the 98th percentile, which means they scored better than 98% of their peers.

**High Growth 91st Percentile**

Your child's growth from Fall 2024 to Fall 2025 is in the 91st percentile, which means they made more progress than 91% of their peers.

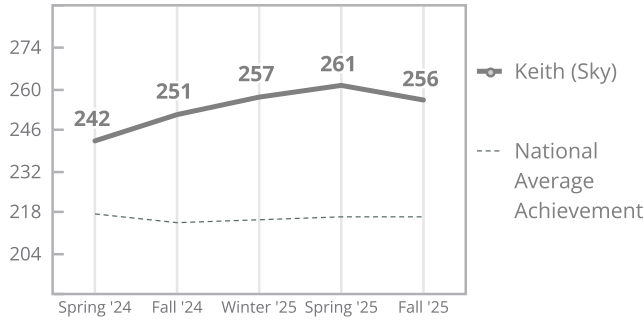


Keith (Sky) is likely to be:

- *On Track 24* on the ACT College Readiness (if taken in Spring 2026)

## Language Usage

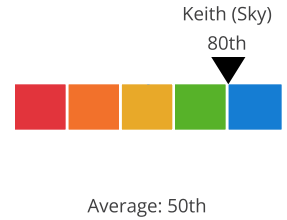
### High Achievement 99th Percentile



Keith (Sky)'s overall score (RIT score) was a 256 on a range of 100-350. Your child is in the 99th percentile, which means they scored better than 99% of their peers.

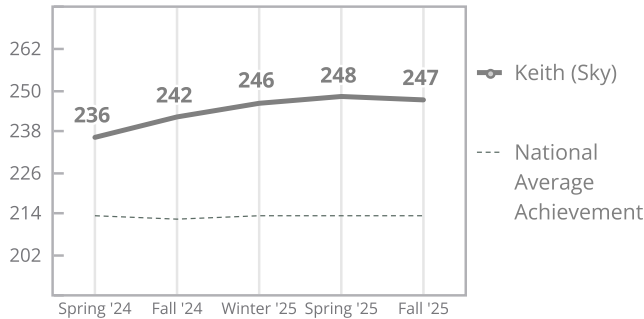
### High Average Growth 80th Percentile

Your child's growth from Fall 2024 to Fall 2025 is in the 80th percentile, which means they made more progress than 80% of their peers.



## Science - General Science

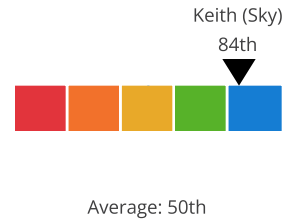
### High Achievement 99th Percentile



Keith (Sky)'s overall score (RIT score) was a 247 on a range of 100-350. Your child is in the 99th percentile, which means they scored better than 99% of their peers.

### High Growth 84th Percentile

Your child's growth from Fall 2024 to Fall 2025 is in the 84th percentile, which means they made more progress than 84% of their peers.



**How can I use this information to help my child?** Talk to your child's teacher. Here are some questions you can ask:

- What types of strategies are the teachers using that I may be able to reinforce at home?
- Does my child need extra help in any specific areas?
- How can I help my child's academic growth from home?
- How do you measure my child's learning in your classroom?
- When will my child's progress be measured again, and when can I get an update on my child's academic growth?
- How is my child doing in comparison to grade-level expectations?
- What will my child be working on to continue growing or to grow towards a mastery of grade-level standards?

**Where can I get more information?** Check out <https://nwea.org/familytoolkit/> for more information on MAP Growth, how it works, what it measures, and FAQs.

For sample tests in all subjects, visit <https://warmup.nwea.org/>.